



16:9 600×337.5mm HD LED Display

Linsn LED-MA600 Series

MA600 cabinet size follows a 16:9 ratio, measuring 600*337.5mm. It boasts an excellent cabinet design, prized for its ultra-lightweight and ultra-thin features.




MA600-P1.25/1.56/1.87/2.5

MA600 Series HD LED Display

16:9 Aspect Ratio

MA600 HD LED cabinet with **16:9 golden ratio**, 3840HZ high refresh rate and fine pixel pitch, can be the best choice for high-end indoor LED screens.




Perfect Cabinet Design

MA600 series LED cabinet design is perfect, featuring a beautiful appearance and user-friendly layout. It is quick to install and easy to maintain, offering a visually pleasing experience that delights the eye.

Ultra Lightweight

Experience flawless visuals from any angle with our ultra-lightweight design, **weighing in at just 4.5kg**. Crafted with a high-precision aluminum cabinet frame, it seamlessly splices images and videos, delivering the perfect visual experience you desire.



300x168.75mm Size Modules

Using high-quality, unique LED modules that support module temperature detection, voltage detection, dot-to-dot correction, and more.




Frontal Service Design

Frontal service design for LED receiving cards, HUB cards, power supplies, and LED modules. The LED modules are assembled with magnetic features for front access.

HD Visual Effect

Our LED display offers seamless splicing, fast locking, and simple internal wiring for quick maintenance and seamless connections. With no gaps, **it provides 16K, 8K, 4K, and FHD seamless visual displays.**



Wide Viewing Angle

Viewing angle is up to **170°** horizontal, providing a wide viewing angle to reach more target audience.



High Quality With Global Standards,
CE EMC, RoHS, FCC Certificated.

Specification

Pixel Pitch	P1.25mm	P1.56mm	P1.87mm	P2.5mm
Pixel Configuration	SMD1010	SMD1212	SMD1515	SMD1515
Module Resolution (Pixel)	240×135	192×108	160×90	60×135
Module Size(mm)	300×168.75			150×337.5
Driving Mode (Duty)	1/60	1/64	1/45	1/30
Cabinet Size (mm)	600×337.5			
Cabinet Weight (KG)	4.5			
Brightness (CD/m ²)	400~600			
Viewing Angle (°)	170°			
Gray Grade (Bits)	16	16	14	14
Operation Power	AC100-240V 50-60Hz			
Max. Power Consumption (W/m ²)	450W			
Avg. Power Consumption (W/m ²)	270W			
Frame Frequency (Hz)	≥60			
Refresh Frequency (Hz)	≥3,840			
Working Temperature (°C)	-10~+60			
Lifetime (Hours)	100000			



SHENZHEN LINSN LED CO.,LTD.

Tel: +86-755-32925789 Mobile/Skype/Whatsapp/Wechat: +186-7583-4292

Website: www.linsnled.com

Address: Building 2, Hongfa High-tech Park, Shiyan Street, Baoan District, Shenzhen, China.